



Sample Ejector

Code: 23-4085

Product Group: [Sample Ejector](#), [Sample Ejector](#)

- Fast sample extrusion from moulds and sampling tubes up to 7" (178 mm) long.
- 6,000 lbf. (26.7 kN) hand-operated hydraulic jack.
- Bench top design for use in both the laboratory and the field.
- All metal construction treated for rust resistance and long life.

Fast extrusion and ejection of soil samples from moulds and short lengths of sample tubing are accomplished by the ELE Sample Ejector. Designed in a heavy duty bench style, the ejector has a pushing force of 6,000 lbf. (26.7 kN) which is developed through a hand operated hydraulic jack.

This unit is complete with accessories for ejecting samples from 4" (101.6 mm) or 6" (152.4 mm) diameter moulds, up to 7" (178 mm) long.

Further Information

For 4" and 6" dia. samples up to 7" long.

2", 2.5" and 3" dia. ejector head and adapter plates available, order separately.


Specification

Pushing Force	6,000 lbf. (26.7 kN).
Jack	Hydraulic; hand-operated; 7" (178 mm) stroke.
Construction	All metal; plated extrusion plates and piston discs; painted finish on housing and pump.
Dimensions	10-1/2" w. x 8" d. x 22 -1/2" h. (267 x 203 x 571 mm).
Weight	Net 64 lbs. (29 kg); Shpg. 75 lbs. (34 kg).
Capacity	2" (50.8 mm) and 3" (76.2 mm) shelby tubes up to 7" l. (178 mm); 4" (101.6 mm) and 6" (152.4 mm) molds.
Pushing Force	6,000 lbf. (26.7 kN).
Jack	Hydraulic; hand-operated; 7" (178 mm) stroke.
Construction	All metal; plated extrusion on housing and pump.
Dimensions	10-1/2" w. x 8" d. x 22 -1/2" h.

Weight


(267 x 203 x 571 mm).
Net 64 lbs. (29 kg); Shpg. 75
lbs. (34 kg).

Accessories




2.5" Ejector Head and Adapter Plate

Code: [23-4085/10](#)



2" Ejector Head and Adapter Plate


Code: [23-4085/12](#)



3" Ejector Head and Adapter Plate

Code: [23-4085/13](#)

Alternatives



Horizontal Sample Ejector

Code: [23-1370](#)